



# Constrictor Hitch

The Constrictor Hitch is formed from a Clove Hitch although it will bind much tighter than a Clove Hitch. The last tuck of the hitch holds the rope in place as the ends are pulled. The only trouble is that it binds so tightly that it is very hard to undo and you may have to cut the rope.

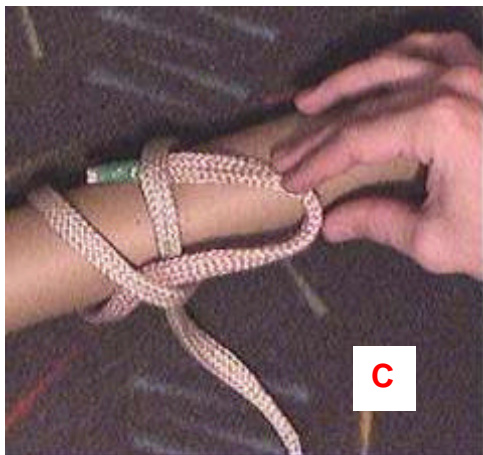



## How to tie a Constrictor Hitch



**(A)** Repeat the first few steps of a Clove Hitch as normal.

**(B)** Do not pull the knot tight yet. Pass the working end (green end) over the top of the first turn.



**(C)** Now pass the working end under the first turn as shown. Pull the end through.

**(D)** Pull on the working end (green end) and the standing part (long end of the rope) to tighten the knot. **(E)**

