





Round Turn and Two Half-Hitches

This knot can be used to secure a rope in a variety of situations. It can be placed under a lot of strain and is easy to untie.

How to tie a Round Turn and Two Half-Hitches






(A) - (B) Take the end of a rope up around the pole from back to front





(C) - (D) Then take it around the pole again to form a round turn.

(E) Now take the working end across the standing part (the long 'unused' part)



(F) - (G) Then take the rope behind the standing part and tuck it behind itself to form a half hitch

(H) - (J) Repeat to make a second half hitch. Pull on the ends to tighten the knot.



Scouting Resources

<http://www.scoutingresources.org.uk/>

© Darren Dowling – webmaster@scoutingresources.org.uk